



Inti earrings

Simple and fast to make earrings from Matubo 8/0s, 7/0s and Rulla Beads



Material (for one pair of earrings):

Matubo 7/0 beads (60 pcs)
Matubo 8/0 beads (20 pcs)
Matubo Rulla beads (20 pcs)

Beading needle and thread (Nymo, Fireline)

2 jump rings, 2 earwires

Difficulty: for beginners



1) String 10 Rullas and slide them to the end of the thread.



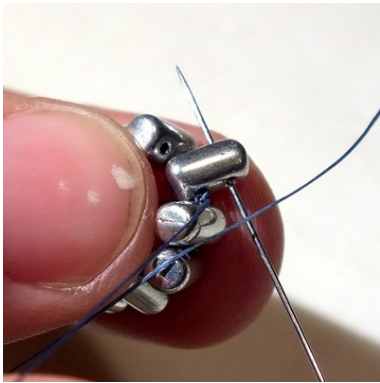
6) ... until you reach the end of the row.



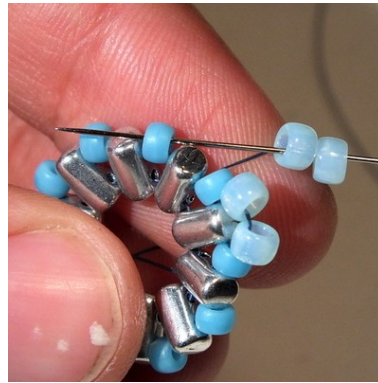
2) Tie a square knot to form a circle.




7) At the end of the row pass through the first 8/0 in this row.




3) Pass through the upper hole of the nearest Rulla.



8) Add two 7/0s and pass through the next 8/0.



4) Add one 8/0 and then pass through the upper hole of the next Rulla.



9) Repeat step 8 ...




5) Repeat step 4 ...until you reach the end of the row.



10) ... until you reach the end of the row.



11) At the end of the row pass through the first 7/0 from this row.



12) Add one 7/0. Pass through the next 7/0 from the same pair and then through the first 7/0 from the next pair.



13) Repeat step 12 until you reach the end of the row.



14) At the end of the row tie a few half-hitch knots and cut off the remaining thread. Use a jump ring to add and earwire.

